

WIS Series

Wound Chip Inductor

Size 1210

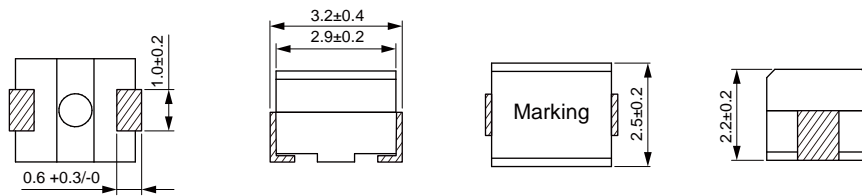
CHARACTERISTICS

- Small size and higher inductance available
- Small tolerance available
- j

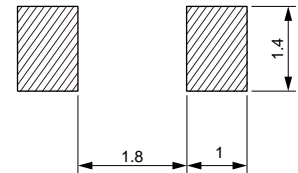
APPLICATION

- Filter
- 8

Dimensions: [mm]



Land Pattern: [mm]



Electrical Properties:

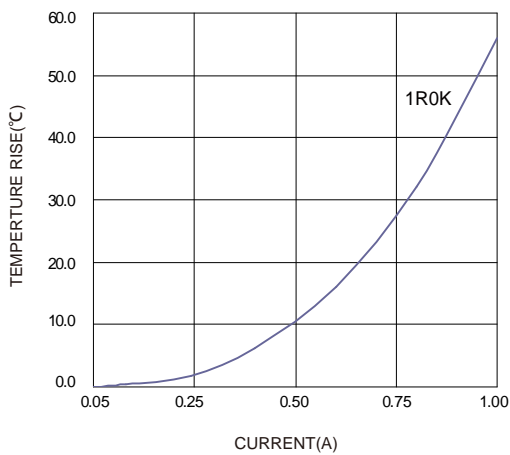
† @	k M				25.2		
† @	k M				25.2		
† @	k M				25.2		
† @	k M				25.2		
† @	k M				25.2	525	
† @	k M				25.2		
† @	k M				25.2		
† @	k M				25.2		
† @	k M				25.2	395	
† @	k M				25.2		
† @	k M				7.96	295	
† @	k M				7.96	255	
† @	k M				7.96		
† @	k M				7.96		

† @	k M	2.2			7.96		
† @	k M	2.7			7.96	65	
† @	k M	3.3			7.96	55	
† @	k M	3.9			7.96		
† @	k M				7.96		
† @	k M	5.6			7.96		
† @	k M				7.96	35	
† @	k M				7.96		
† @	M				2.52		
† @	M				2.52		2.5
† @	M				2.52	25	
† @	M				2.52	22	3.3
† @	M	22			2.52		3.7
† @	M	27			2.52		
† @	M	33			2.52		5.6
† @	M	39			2.52		65
† @	M				2.52		
† @	M	56			2.52		55
† @	M				2.52		
† @	M				2.52		
† @	M					9	
† @	M						
† @	M					7	65

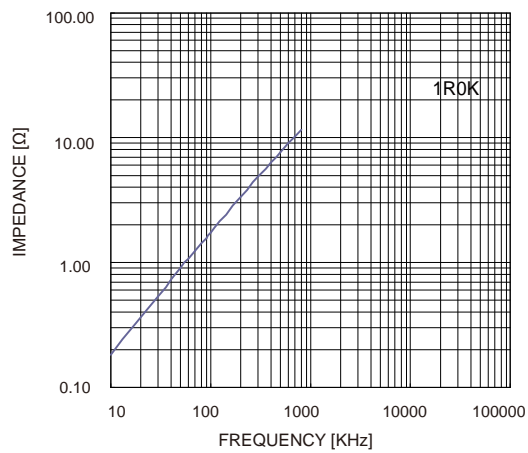
$\sqrt{u} = \sqrt{u_0 + k \cdot I^2}$ $\sqrt{u} = \sqrt{u_0 + k \cdot I^2}$
 $u = u_0 + k \cdot I^2$ $u = u_0 + k \cdot I^2$

Typical Electrical Characteristics:

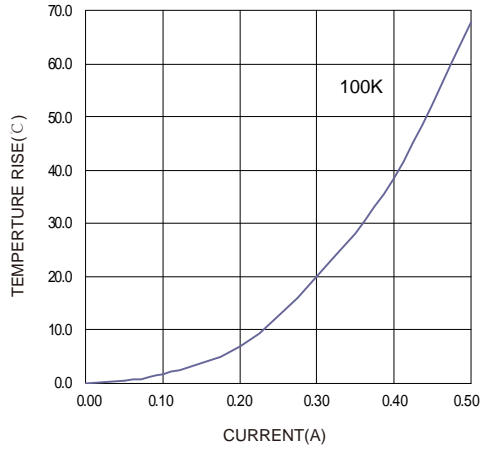
Temperature Rise VS. Current Characteristics:



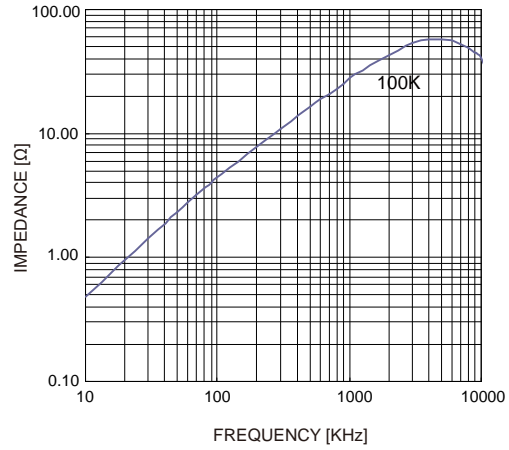
Impedance VS. Frequency Characteristics:



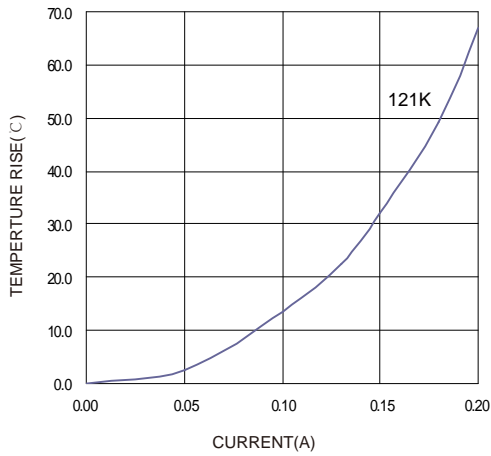
Temperature Rise VS. Current Characteristics:



Impedance VS. Frequency Characteristics:



Temperature Rise VS. Current Characteristics:



Impedance VS. Frequency Characteristics:

