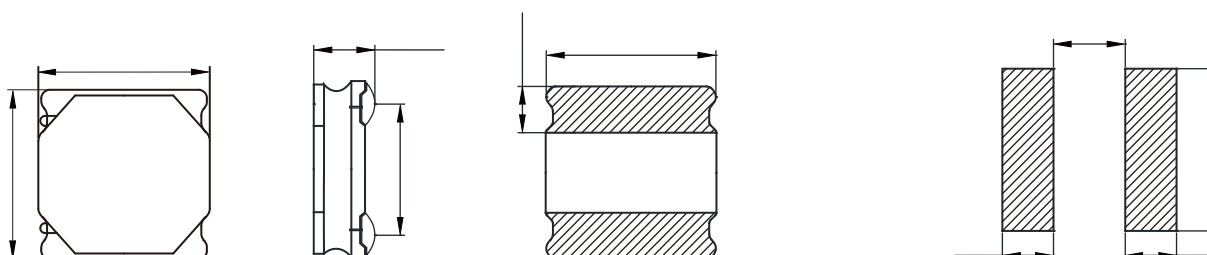










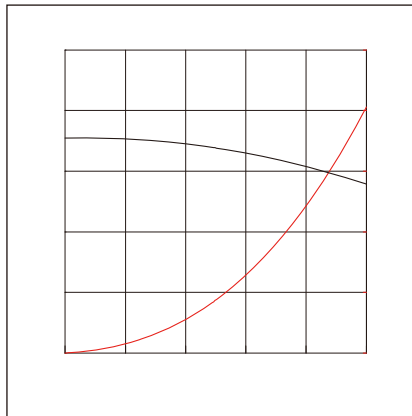
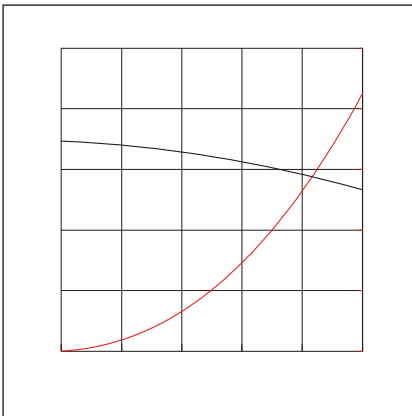
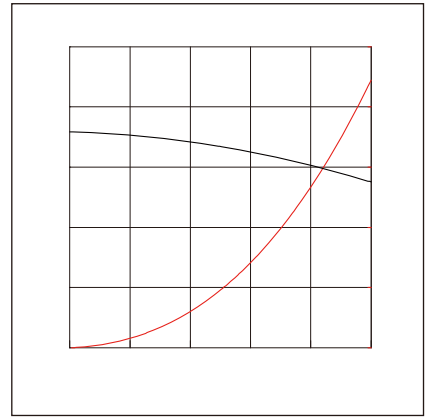
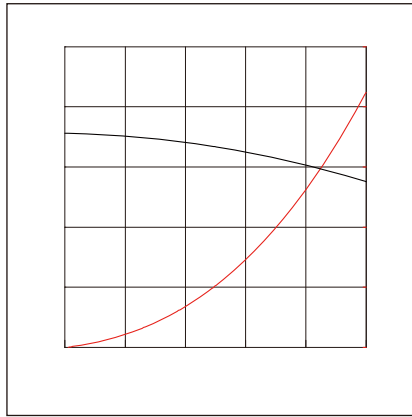
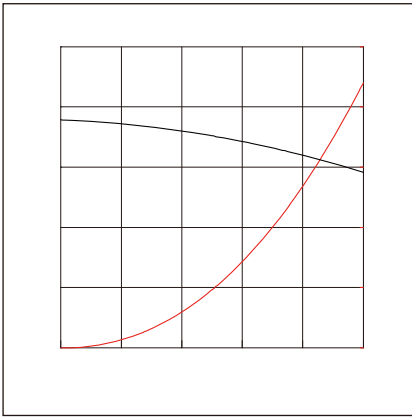
- Magnetic shield type wound inductor for power circuits using a ferrite magnetic material
  - High magnetic shield construction and compatible with high-density mounting
  - Larger current and lower  $R_{DC}$  were achieved by optimizing the ferrite core figure.
  - Operating temperature:  $-55$  to  $+125^{\circ}\text{C}$  (including self-temperature rise)
  - AEC-Q200 qualified
  - Quantity: 2500pcs
- Car navigation, car stereo and car accessories only

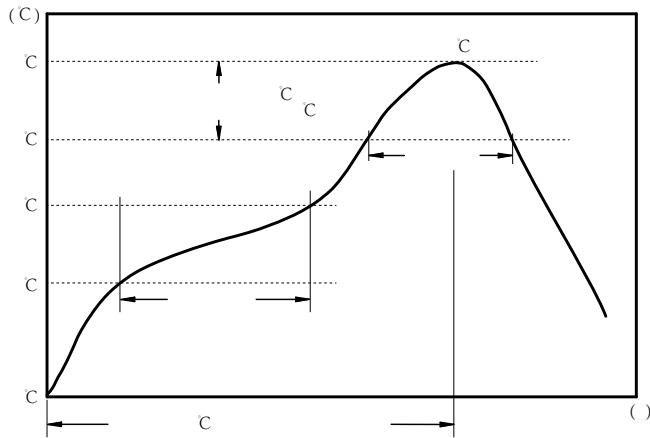


Part No	L@100KHz/1V ( $\mu\text{H}$ )	Tolerance	$I_{SAT}$ Typ. (A)	$I_R$ Typ. (A)	$R_{DC} \pm 20\%$ ( $\text{m}\Omega$ )
A5020-1R0N	1.0	$\pm 30\%$	5.00	4.10	20
A5020-1R2N	1.2	$\pm 30\%$	4.80	3.80	20
A5020-1R5N	1.5	$\pm 30\%$	4.50	3.50	25
A5020-2R2M	2.2	$\pm 20\%$	4.10	3.30	32
A5020-2R7M	2.7	$\pm 20\%$	3.80	3.00	38
A5020-3R3M	3.3	$\pm 20\%$	3.50	2.80	
A5020-4R7M	4.7	$\pm 20\%$	2.70	2.40	60
A5020-5R6M	5.6	$\pm 20\%$	2.40	2.10	69
A5020-6R8M	6.8	$\pm 20\%$	2.10	1.90	90
A5020-8R2M	8.2	$\pm 20\%$	1.90	1.75	98
A5020-100M	10	$\pm 20\%$	1.70	1.60	110
A5020-120M	12	$\pm 20\%$	1.40	1.40	135
A5020-150M	15	$\pm 20\%$	1.30	1.25	165
A5020-180M	18	$\pm 20\%$	1.20	1.17	190
A5020-220M	22	$\pm 20\%$	1.10	1.10	225
A5020-330M		$\pm 20\%$	0.80	0.80	335
A5020-470M	47	$\pm 20\%$	0.70	0.70	460

will cause the coil temperature rise approximately  $40^{\circ}\text{C}$   
will cause L to drop approximately 30%.

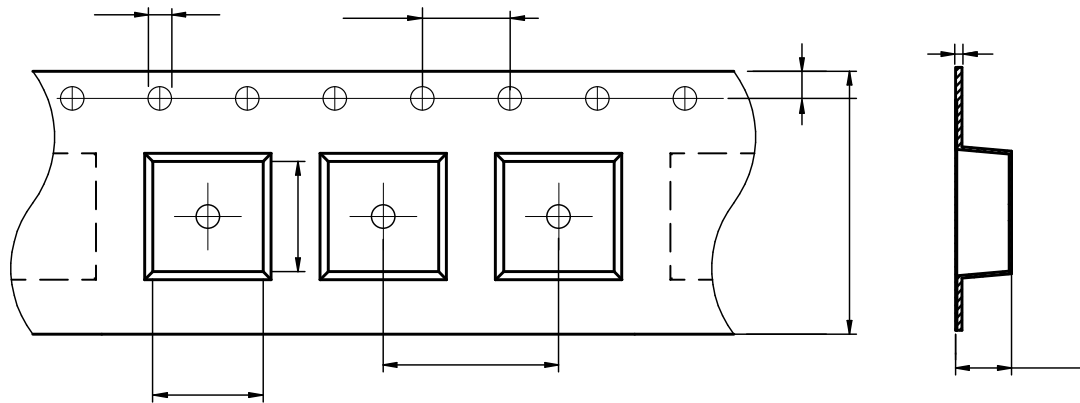





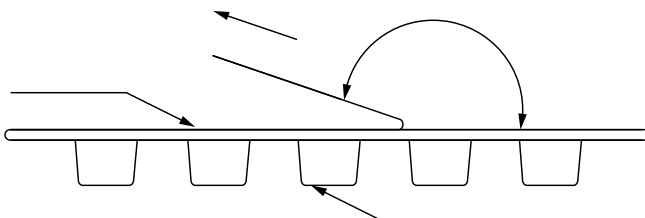


c  
c  
c

:



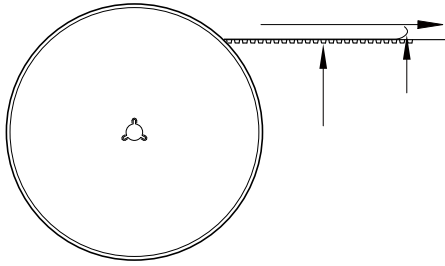
NRSA5020	$5.3 \pm 0.1$	$5.3 \pm 0.1$	$1.5 \pm 0.1$	$4.0 \pm 0.1$	$8.0 \pm 0.1$	$12.0 \pm 0.3$	$2.3 \pm 0.1$	$1.75 \pm 0.1$	$0.35 \pm 0.05$



The peel force of top cover tape shall be between 0.3 to 1.17 N

Marking	Printing (Inductance)
---------	-----------------------

:



\_\_\_\_\_