


# MDA Series

## SMD Low Profile High Current Molded Inductor

### Size 7040



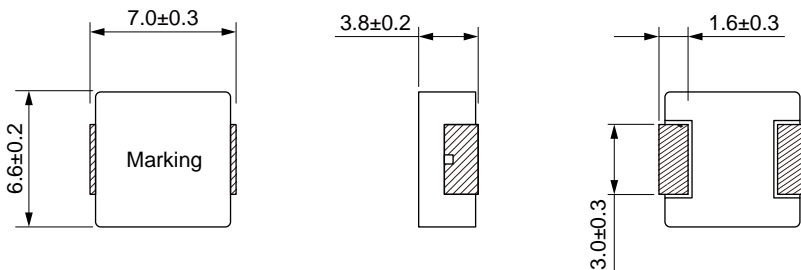
#### FEATURES

- Shielded construction
- 
- 
- Ultra low buzz noise, due to composite construction.
- 
- AEC-Q200 qualified
- Operating temperature: -55 to +155 °C (including self-temperature rise)
- Quantity: 1000PCS

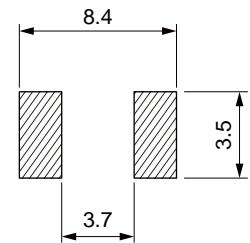
#### APPLICATION

- Headlamps, tail lamps and interior lighting
- 
- Doors, window lift and seat control
- 
- 
- In-Vehicle Infotainment and navigation

#### Dimensions: [mm]



#### Land Pattern: [mm]



#### Electrical Properties:

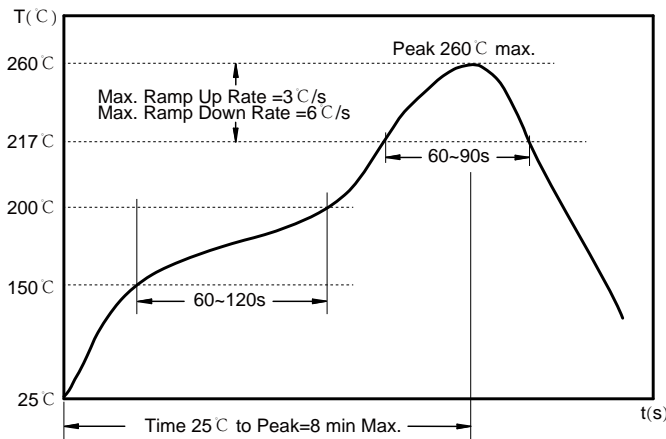
	( $\mu\text{H}$ )			Saturation	( $\text{m}\Omega$ )

	( $\mu\text{H}$ )			Saturation	( $\text{m}\Omega$ )

Saturation Current will cause L to drop approximately 30%

Temperature Rise Current: The actual value of DC current when the temperature rise is  $\Delta T=40^{\circ}\text{C}$

## Soldering Reflow:



Preheat condition: 150 ~200°C / 60~120 sec.

Allowed time above 217°C : 60~90 sec.

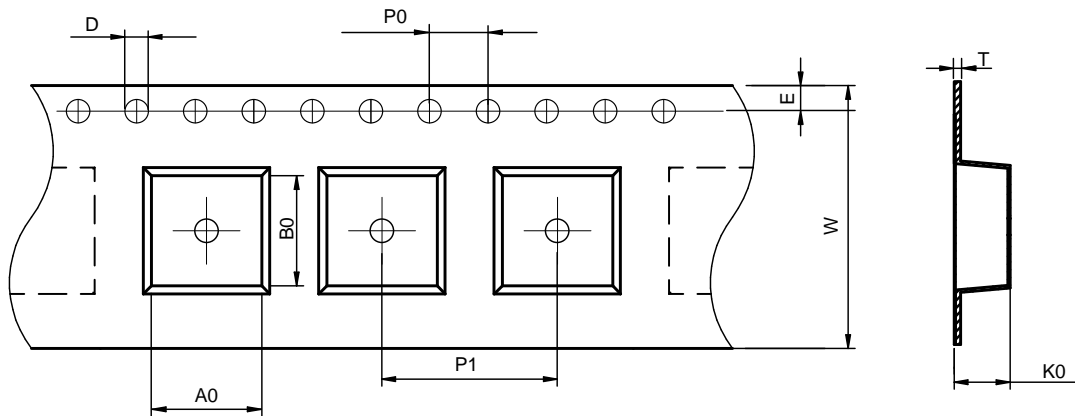
Max temperature: 260°C .

Max time at max temperature: 10 sec.

Allowed Reflow time: 2x max.

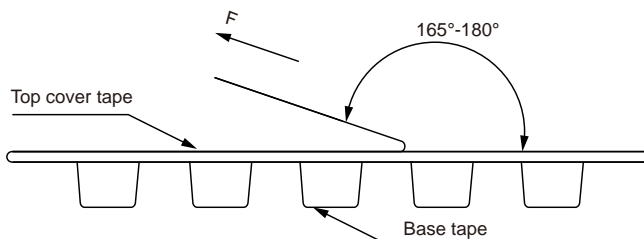
## Packaging Information:

### Tape Dimension :



Series	A0 (mm)	B0 (mm)	D (mm)	P0 (mm)	P1 (mm)	W (mm)	K0 (mm)	E (mm)	T (mm)
MDA7040	6.9± 0.1	7.5± 0.1	1.5± 0.1	4.0± 0.1	12.0± 0.1	16.0± 0.3	4.3± 0.1	1.75± 0.1	0.40± 0.05

### Peel force of top cover tape:

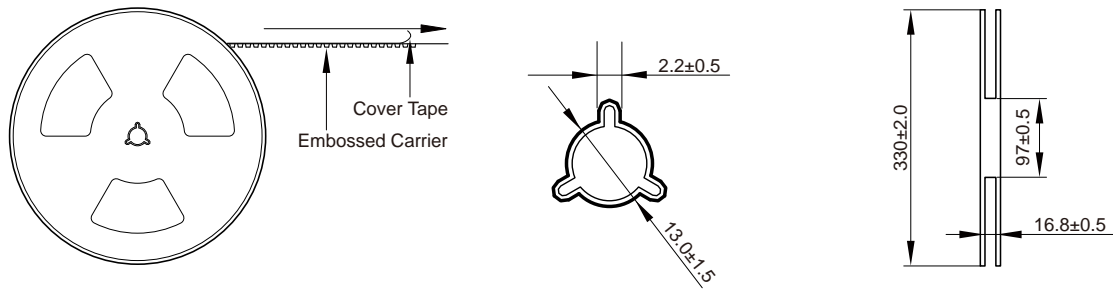


The peel force of top cover tape shall be between 0.1 to 1.3 N

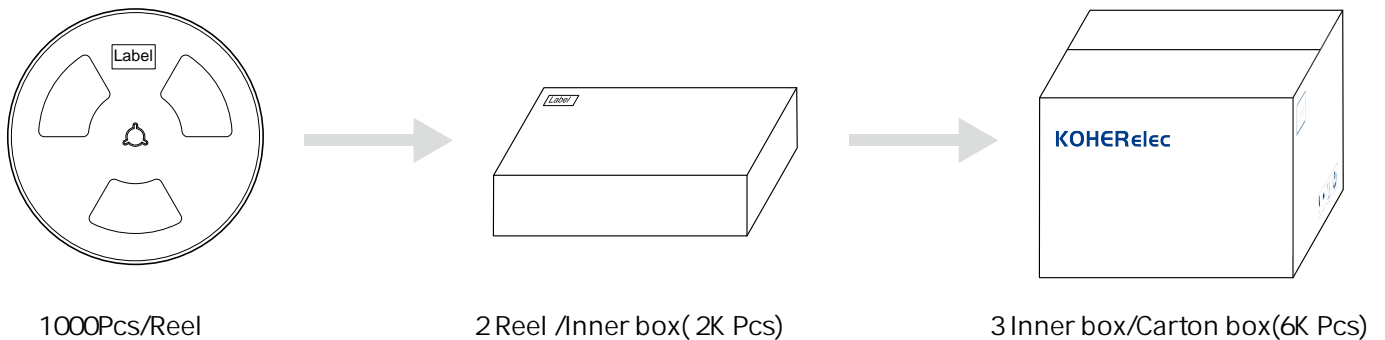
### Product Marking:

Marking	K+Printing Inductance+period)
---------	-------------------------------

## Reel Dimension: [mm]



## Packaging Quantity:



## Cautions and Warnings:

### Storage Conditions :

- The storage period is within 12 months after the completion of production. Be sure to follow the storage conditions (temperature: -5 to 35°C, humidity: 75% RH Max).If the storage period elapses, the soldering of the terminal electrodes may deteriorate.The warranty period is one year.
- Product should not be exposed to environment with high temperature, high humidity, dust, corrosive gas and etc.
- Products should be handled with care to avoid damage or contamination from perspiration and skin oils.
- Please always handle products carefully to prevent any damage caused by dropping down or inappropriate removing.

### Operation Instructions:

- Self heating (temperature increase) occurs when the power is turned ON, so the tolerance should be sufficient for the set thermal design.
- Before soldering, be sure to preheat components.The preheating temperature should be set so that the temperature difference between the solder temperature and chip temperature does not exceed 150°C.
- Soldering corrections after mounting should be within the range of the conditions determined in the specifications.If overheated, a short circuit, performance deterioration, or lifespan shortening may occur.
- Generally, Koher might not be familiar with either customer's specific application or actual requests as customer does.As a result customer shall be responsible for checking and confirming whether Koher product with the performance described in the product specification is suitable for using in customer's particular application or not.